

SPRING NEWSLETTER

April 17, 2023



Important Dates



April: Hydrant Flushing – Check the website in April for dates.

June 17th: June Fest - Motley Fair Grounds

June 16th – 17th: Motley Fair – Contact a member of the Motley Fair Board for more information.

May 5th & 6th: Citywide Garage Sales – If you intend to participate, contact City Hall as soon as possible. Maps will be made marking the sale locations and will be available to you the week before to hand out to shoppers.

May 13th: Citywide Cleanup from 7:45 am to 10:45 am (see enclosure for more info).

May 29nd: Memorial Day – City Hall Offices Closed

Motley Historical Society Open House at City Hall 12pm-3pm

June 14th, July 12th, and August 9th: Community Picnic Nights –Motley Free Methodist Church invites you to Community Picnics in the Park! Join them from 5:00 to 7:00 p.m. in Converse Park for a FREE Picnic Supper! Bring your WHOLE family for food and fun. This is a great way for the community to come together and meet your neighbors!

June 19th – 30th Mon.-Fri. 2-3 p.m.: Summer Swimming Lessons for Motley Area.; for children 7-13 years of age and 48 in. tall; Cost is \$5.00/ child (payable on first day); Bus available from/to Motley @ Motley United Methodist Church parking lot; bus will leave at 1:45 p.m. and return at 3:15 p.m.-- **AVAILABLE to the FIRST 40 kids**; to register call the Staples Community Center at 218-894-2553 and register for Motley Bus Lessons; Questions contact Valerie Johnson (218-296-2714) or Bonnie Zimmerman (218-296-1279); *these lessons are sponsored by Motley organizations: Lions, City of Motley, United Methodist Church, Free Methodist Church, & Lincoln Business Association.

July 4th: Independence Day – City Hall Closed

September 4th: Labor Day – City Hall Closed

Regular City Council Meetings: 2nd Monday of every month, 6:30pm, City Hall

City Hall is open 8:00am-4:00pm, Monday-Thursday



A Message from the Mayor:

Spring! (...finally).

I'm thrilled to see the snow go...and the grass begin to grow! It's time.

As a city, we've got events coming that we believe will best serve us all; community, business, family and guest...Garage Sales, Spring Clean-Up, County Fair and June Fest alongside our local businesses that are proud to serve them all.

The Garage Sales not only bring bargains, they bring fellowship. Both? A deal...and bring smiles.

Spring Clean-Up is just that! Time to clean. It's a great opportunity to get rid of those items big and small. I'm a fan of this date!

The June Fest committee has done a wonderful job of planning the event for this year, along with the Fair. Please bring your friends and family out to enjoy these events. They're worthy of your attendance and sure to please!

As a city office, departments and council our priorities are to serve you and honor your investment in our community. It's a privilege to do so.

I continue to appreciate the conversations and opportunities you've afforded me. I'm humbled to be your Mayor. Call, email, chat me up as needed!

Mike Schmidt, Mayor



From the Administration Office

SIGN UP FOR AUTOPAY!

Now is the perfect time to sign up for autopay. Utility bill autopay is easy and convenient because your bank checking or savings account on the automatically makes the scheduled payment. The City of Motley still sends your bill as usual. Your bank will deduct your payment from your 20th of each month, unless it falls on a weekend or holiday, in that case it is the next business day. You don't have to do a thing!

Simply complete a form at City Hall and enclose a voided check or savings withdrawal slip.



Planning and Zoning New Time and Day

Planning and Zoning meetings have moved to the 3rd Tuesday of every month at 5:15pm at City Hall.



Pet licenses expire May 31st! If you registered your pet after Jan 1st, your license is good until May 31st 2024. All other residents need to renew your license on or before May 31st.

The cost is \$5 per pet with an addition \$1 tag replacement fee if needed. Copy of rabies vaccine is required. It is City Ordinance that all pets be registered with the city.





Motley Police Department

Please Note

The Motley Police Department will once again be going around and notifying residents who have various public nuisance ordinance violations such as messes in their yard, too many vehicles, vehicles that appear disabled or are not properly licensed, garbage cans sitting out by the street outside of pickup day, etc. We wish to work with residents to get these violations taken care of and help make our community look better. Our city-wide clean-up day is fast approaching on May 13th where all residents have the opportunity to get rid of those unused or no longer needed items for free or at a reduced price. Residents who have violations that exist after cleanup day will receive a citation for their ordinance violation. If you have any questions regarding any possible ordinance violations, please contact Police Chief Jason Borash at 218-352-6710 or by calling City Hall at 218-352-6200.

Did You Know?

Motley City Ordinance 73.08 requires all residents operating a golf cart within city limits to obtain a permit to operate the golf cart. Permits are valid from January 1st to December 31st each year. You must come to City Hall and fill out an application and pay a \$10.00 license fee. Residents obtaining a golf cart permit must have a valid driver's license, have proof of insurance on the golf cart, have a slow-moving sign mounted on the back of the golf cart, have a rearview mirror, and can only be operated between sunrise and sunset. If you are found to be operating a golf cart without a permit or violating other provisions of the golf cart ordinance, you may receive a citation with a fine of \$60.00 for each offense.



Have Fun and Be Safe

ATV's and UTV's are a fun and convenient way to get around the City, but there also some rules that need to be followed. ATV's and UTV's users may ride on public streets in Motley, but are not allowed to be rode on any other public property such as parks, lawns, or other areas owned by the city, in a reckless or careless manner, or with loud or unnecessary noise. They must also have current registration with the State and can only be operated by those with a valid driver's license. Violators of the above listed infractions could be cited with a \$75 fine for each offense. Let's remember to slow down, be safe and share the roads together so that everyone can enjoy the great outdoors this summer.



From the Public Works Department

2022 Consumer Confidence Report



The 2022 Consumer Confidence Report is available! You can find a link to the report on the City website cityofmotley.com under Notices on the right side of the Homepage or find it online directly at:

<https://tinyurl.com/mr24zhj5>

You can also stop by or call City Hall to request a paper copy of the report free of charge.

Lawn Clippings

We ask that you be mindful when mowing your lawns to avoid blowing your lawn clippings onto City streets. It's our city operating procedure that we blow the first three passes with the mower away from the street whenever possible and use the mower to blow any clippings that make their way to the street back into the mowed areas after we have completed mowing. Small steps like minimizing the grass, leaves, rocks, and trash that are deposited and build up in the streets, gutters, and catch basins helps to reduce City staff time and money spent on sweeping and cleaning of catch basins. It also helps to reduce mosquito population and makes the city look nice.



Hydrant Flushing

Depending on the weather, spring hydrant flushing will likely begin the end of April, so you may notice reduced water pressure and colored water while that is being done.

Mosquitos

Just a reminder, there is a form on the city website to submit when the mosquitos are bad in your area. This notifies us and we can address the situation by spraying. Spraying for mosquitos will be done right before dark or early morning when the air is heavy. Thank you for your help in making Motley a great place to live, work and visit!





From the Motley Fire Department

Be Prepared! Spring Storm Safety Checklist

Make sure you and your property are prepared for whatever Mother Nature throws your way.

Spring is here, which means severe weather can arrive at a moment's notice, *no matter where you live*. Wind, rain, hail, tornadoes, and other elements can cause extensive damage to your home and property, so it's always a good idea to be prepared for what Mother Nature throws your way. Below is a spring storm checklist to proactively protect your home and property from damaging spring storms.

Spring Storm Home Safety Checklist

Familiarize yourself with your insurance coverage. Every homeowner should know exactly what their policy covers, or doesn't cover, so there are no surprises in the event of storm damage. Damage to your swimming pool, for example, may not be covered.





Assess. Take a walk around your property often to see if there is any damage—whether by Old Man Winter or from summer mayhem—and make necessary repairs. Small damage to roofs and chimneys that occurred during winter can turn into big headaches after any severe storm. Make sure gutters are clear and draining properly. Consider investing in a chimney cap—they're great at keeping out moisture from heavy rains, which can damage stainless steel liners, or cause mold.

Ensure sump pumps are working. Spring runoff and torrential rainstorms can all result in flooded basements. Make sure your pumps are running smoothly so they can do their job when you need them.

Secure backyard items. Your backyard oasis can turn into a danger zone in a severe storm. High winds can turn unsecured items into missiles. If you've received a warning that a severe storm is approaching, move these items—patio furniture, lawn chairs, propane tanks, and grills, flags and poles, bird feeders, and potted or hanging plants—inside your home, shed, or garage if possible. If you can't bring furniture or heavy items in, try using a rope or garden hose to tie them down securely.

Trim and prune trees. Remove dead branches that could end up being dangerous projectiles in a severe storm and cause damage not covered by your homeowner's insurance. Are any hovering near the power source to your home? Most arborists recommend that trees and limbs be at least 10 feet away from your home. Hire one to come out and identify any problem areas. Or enlist a knowledgeable friend.





Be ready for power outages:

Think ahead. Make ice, lots of it. Fill up empty soda bottles with water and freeze them and leave them in your freezer. These will come in handy in both a cooler or the refrigerator, like an old-time icebox.

Stay informed. Know your electrical company's phone number to report outages and listen for updates. If you don't have a battery-operated radio, get one!

Use a cooler for essential foods. This way you can keep the refrigerator closed and keep the foods that you absolutely need to access cool and safe.

Disconnect. If you have an electric garage door opener, be sure to disconnect it before your stuck in the dark, without a vehicle.

Batteries. It's always a good idea to have extra batteries, some drinking water, and a good first-aid kit on hand.

Think camping. Either get a camp stove (always use it outside) or use the grill to cook if you've lost power. If you have a lot in the freezer and it's going to be a long time without power, you may just want to invite the neighbors over and grill up as much as possible before it goes bad.

Keep your cell phone charged before the power goes out!



Other safety tips to consider:

Be sure you're receiving severe weather alerts on your cell phone. Most cell phones are automatically equipped with emergency alerts. Check with your carrier.

Know your community's warning system. And be sure everyone in the family is aware of what the signal sounds like.

Review your town's evacuation route and identify where shelters are located. If you have to evacuate at a moment's notice, you don't want to be scrambling for this information.

Other Helpful Tips

Click on the following links to read more of our helpful tips for disaster preparedness for your family and pets:

[Emergency Preparedness: Is Your Pet Safe?](#)

Source : <https://www.farmersalmanac.com/spring-storm-home-safety-checklist-24212>



Community Events




June 17, 2023 - at the Motley Fair Grounds

Brought to you by the Motley Community Events Organization

Mark your calendars! Motley's June Fest will be on June 17th. Bring your family and friends and come enjoy the festivities! Returning events include the kids run, parade, water wars, tractor pull, kid's games, fireworks, a 4-mile run, vendors, car show, BBQ Rib/Wing Fest, daytime music, and night time music by Old Voltage. If you would like to participate in any event or be a vendor, contact Amy Brichacek from the June Fest Committee at 612-910-6595. Registration forms are available on the City of Motley website and at City Hall. The June Fest Committee will be selling raffle tickets again this year. Prizes for the raffle will be 25%, 15%, and 10% of the money made from selling tickets. You can purchase tickets from any June Fest Committee member or at City Hall.

Be sure to check the city website, Facebook page, and the Motley Community Events Organization Facebook page (<https://www.facebook.com/profile.php?id=100066739141288>) for more information in the coming months. We hope to see you there!



Community Garden

With the arrival of the Spring seed catalogs, it's never too early to think about having a garden! The Motley Area Food Shelf has 10 garden plots available, FREE to the public.

They provide the water and garden hose to water your garden.

All they ask is if you have any extra produce, share it with the food shelf.

For more information or to reserve a plot, call Sherry Frisk at 218-352-6137

Citywide Cleanup Day

Saturday, May 13th, 2023

Please haul your items on May 13th to the City maintenance garage at 196 Eledredge St W. from 7:45-10:45 a.m. Please only bring items that are listed as acceptable below. **Items on the Not Accepted list will be turned away.**

If you would like to arrange pickup, please contact City Hall at 218-352-6200 or stop in. Cost for pickup is \$15 (or \$5 for senior citizens and disabled residents). Charges include *one load only* – additional trips will require an additional charge. Pickup charges must be paid in advance at City Hall.

ACCEPTED FREE:

- Small appliances
- Home appliances (stoves, fridges/freezers, dishwashers, microwaves, washers/dryers, air conditioners, etc.)
- Scrap iron, rubbish, chairs, storm doors & box springs
- 3 car tires (without rims) per household

ACCEPTED WITH CHARGE:

Televisions & computer monitors	\$20
Printers, copiers, fax machines, scanners, VCRs	\$10
Fluorescent bulbs	\$1
Car tires (up to 20"), additional	\$4
Car tires (up to 20"), on rims	\$6
Tires R17 thru 920	\$9
Semi-truck tires	\$13
Tractor tires	\$22
Couches, loveseats, mattresses, toilets, recliners	\$2
Sulfur dioxide or ammonia gas (RV) refrigerators	\$75

NOT ACCEPTED:

paint, construction/demolition materials (including carpet), hazardous waste.

ACCEPTED FREE ANYTIME (at compost site, located at end of Main Street East):

Leaves (leaves being picked up must be bagged), branches less than 4" in diameter, branches larger than 4" in diameter must be de-limbed and cut in 4' – 6' lengths. Must be separated as follows: Pile 1 – grass, leaves & garden waste, Pile 2 – brush and branches with diameter of 4" or less, and Pile 3 – branches larger than 4" in diameter.

Volunteers are needed with trucks, pickups, and/or trailers. For more information call

City Hall at 352-6200 or the Public Works Department at 352-6649.

YOU MUST BE A CITY RESIDENT IN CITY LIMITS TO UTILIZE CITYWIDE CLEANUP.



Cut here and bring with you on May 13th



Name: _____

Address: _____

Please list chargeable items from your load here:

Item	Quantity	Item	Quantity

Non Hazardous Alternatives

Chrome Polish

Apply a paste of baking soda & water with a sponge or soft cloth; after a few minutes, rinse clean and dry.

Surface Cleaners

In a squirt bottle...

Mix: 1 quart hot water, 1 tsp vegetable oil-based soap/detergent, 1 tsp borax, & 2 tbsp.

Vinegar.

-or-

Mix: 1/2 cup vinegar in 1 quart of warm water.

-or-

Dissolve baking soda in hot water for a general cleaner.

Drain Opener

Put a handful of baking soda down the drain and follow with 1/2 cup of vinegar. Cover drain for 15 minutes. Rinse with 2 quarts boiling water and follow with a plunger.

Glass Cleaner

Mix 1/4 cup white vinegar with 1 quart of water. Pour into spray bottle. Professionals use a squeeze of dishwashing liquid in one gallon of water. A quality squeegee is the pro's secret to streakless windows.

Toilet bowl Cleaner

Mix 1/2 cup borax and 1 gallon of water to clean and deodorize. To remove stains, coat them with a paste of lemon juice and borax. Let sit about 20 minutes and scrub with bowl brush.

Furniture Polish

Polish varnished wood with a mild vegetable oil soap.

Important Phone Numbers

Morrison County HHW Hotline

320-632-1944

Morrison County Solid Waste Office

320-632-0121

Minnesota Pollution Control Agency

1-800-657-3864

Poison Control

1-800-222-1222

MORRISON COUNTY **RESIDENT'S GUIDE** to the



HOUSEHOLD HAZARDOUS WASTE FACILITY

Located at the Landfill

County Road 35 (Iris Road)

Little Falls, MN 56345

HHW Hotline 320-632-1944

Hours of Operation

Household Hazardous Waste (HHW)
Mid-April through the end of September

Monday-Friday

8:00a.m.-4:30p.m.

Saturday

8:00a.m.-12:00pm

What is Household Hazardous Waste (HHW)?

Household hazardous wastes are products that can be an environmental or health hazard when stored or disposed of improperly. A product or substance is hazardous when it has one or more of the following properties:

Corrosive/Caustic

Example: Drain Cleaner

Reactive

Example: Ether

Flammable

Example: Gasoline

Toxic/Poisonous

Example: Pesticides

Read all product labels to identify potentially harmful substances. Check for signal words such as **Caution**, **Warning**, or **Danger**. These words may indicate a product is a household hazardous waste. Follow label directions for proper disposal.



Avoid buying aerosols.

The Morrison County Household Hazardous Waste Facility will accept HHW items at no charge from county residents.

320-632-1944

Products accepted by the HHW Facility

Contents of all containers must be identifiable.

Unknown products will not be accepted.

This list is not intended to be complete.
If you have a question about a product, call:
320-632-1944

Waste is accepted from households only!

Household Products

Paints - Latex/Oil Based • Window Cleaner
Oven Cleaners • Floor Care Products
Metal Polish with Solvent • Roofing Tar
Furniture Polish • Paint Thinner
Degreasers • Wood Preservatives
Aluminum Cleaners • Insect Spray
Ammonia Base Cleaners • Aerosol Cans
Solvent • Drain Cleaners

Garage

Adhesives • Antifreeze
Battery Acid • Caulking Compounds
Car Waxes • Diesel Fuel
Fuel Oil • Gasoline
Glues • Kerosene

Miscellaneous

Lawn/Garden Products • Moth Balls
Rat Poison • Weed Killer
Swimming Pool Acids • Photographic Chemicals
Concrete Cleaner • Cosmetics
Fertilizer • Dry Cleaning Solvent
Fiberglass Epoxy • Lighter Fluid

Not Acceptable

Unknown Products or Unidentifiable Products

Explosives • Radioactive Materials
Household Garbage

Business, Commercial, and Farm Waste will not be accepted at the Household Hazardous Waste Facility.

Call 320-632-1944 for more information.

Before you buy, ask yourself:

Do I really need this product?
Are there any signal words on the label?
Is there a safer alternative?
Am I buying more than I need?
Can I safely store this product in my home?
What is the best way to dispose of this item?
Can I buy it in a non-aerosol container?

Be a Smart Consumer

Read and follow label precautions. Store household chemicals away from children and pets in a cool, dry place. Stored correctly, most chemicals will stay usable for years and won't become wastes.

Do

- Try to give leftovers to neighbors, businesses or organizations who will use them for their intended purposes.
- Purchase only the amount of product needed for the job at hand.
- Dispose of chemicals in original container whenever possible.
- Replace chemical cleaners with "elbow grease."
- Use non-hazardous alternatives whenever possible

Don't

- Do not dispose of chemicals, banned pesticides, batteries or motor oil in the trash.
- Do not burn containers of leftover chemicals.
- Do not use storm sewers for chemical waste disposal.
- Do not mix chemical wastes together.
- Do not bury containers of leftover chemicals.

If you have Paint products to dispose of, an alternative to going to the household hazardous waste facility in Little Falls is Ace Hardware and Staples True Value in Staples. These are both participants in the PaintCare Paint Recycling Program and items may be dropped off free of charge.

Accepted

The following are products included in the recycling program. These products are accepted at no additional cost when dropped off at the participating drop-off sites.

- Interior and exterior architectural paints: latex, acrylic, water-based, alkyd, oil-based, enamel (including textured coatings)
- Deck coatings, floor paints (including elastomeric)
- Primers, sealers, undercoaters
- Stains
- Shellacs, lacquers, varnishes, urethanes (single component)
- Waterproofing concrete/masonry/wood sealers and repellents (not tar or bitumen-based)
- Metal coatings, rust preventatives
- Field and lawn paints

Not Accepted

The following not accepted at these drop-off sites.

- Paint thinners, mineral spirits, solvents
- Aerosol paints (spray cans)
- Auto and marine paints
- Art and craft paints
- Caulking compounds, epoxies, glues, adhesives
- Paint additives, colorants, tints, resins
- Wood preservatives (containing pesticides)
- Roof patch and repair
- Asphalt, tar and bitumen-based products
- 2-component coatings
- Deck cleaners
- Traffic and road marking paints
- Industrial Maintenance (IM) coatings
- Original Equipment Manufacturer (OEM) (shop application) paints and finishes
- Containers that are leaking or empty, and containers without the original printed manufacturer's label are not accepted at retail drop-off sites